




---

**Report of the Head of Corporate Policy**




---

1. The purpose of this report is to provide an update of quarter 2 performance for the authority's priorities and the Best Value Performance Indicators (BVPIs) relevant to our Corporate Aim, Looking after the Environment.
  
2. To gain maximum impact of performance management intelligence from Performance Plus, the Authority's performance management system, tolerances and milestones have been set for 2007/08 targets.

Key to Tables	Key to CPA Indicators
Improved performance	below lower threshold
Deteriorated performance	between thresholds
Maintained performance	above upper threshold
On target (<10% better)	<b>Key to Quartile Positions</b>
Over performance (>10% better)	bottom quartile
Worse than target	third quartile
	second quartile
	top quartile

3. Performance and comments relating to indicators relevant to the Corporate Aim, Looking after the Environment are reported in Appendix A. An overview of performance is as follows;

Direction of Travel since year-end 2006/07	Number of measures	% of total
 Improved	10	53%
 Maintained	5	26%
 Deteriorated	3	16%
2006/07 outturn is unavailable so no direction of travel (N/a)	1	5%
<b>Total</b>	<b>19</b>	

Comparison to target	Number of measures	% of total
 Worse than	7	37%
 Better than by <10%	6	32%
 Better than by 10% or more	6	32%
<b>Total</b>	<b>19</b>	

Comparison to target	Number of measures	% of total
Predicted to be on target at 2007/08 year-end	15/22*	68%

*\*1 measure does not have a year-end prediction. 4 indicators have year-end predictions but as they are annual there is no quarterly data to report.*

4. 12 indicators aligned to Looking after the Environment are included in the authority's priorities for improvement. Of these, 6 indicators were updated during quarter 2. The following table summarises the performance of these indicators.

	Achieved target	Did not achieve target
Improved from year-end	Household waste collected per head of population (84a) % household waste recycled (82ai) bus passenger journeys undertaken each year (102)	% of household waste landfilled (82di)
Year-end outturn unavailable	Footway Trip Claims (PFI 06di)	
Deteriorated from year-end		% of household waste composted (82bi)

**Areas of concern,**

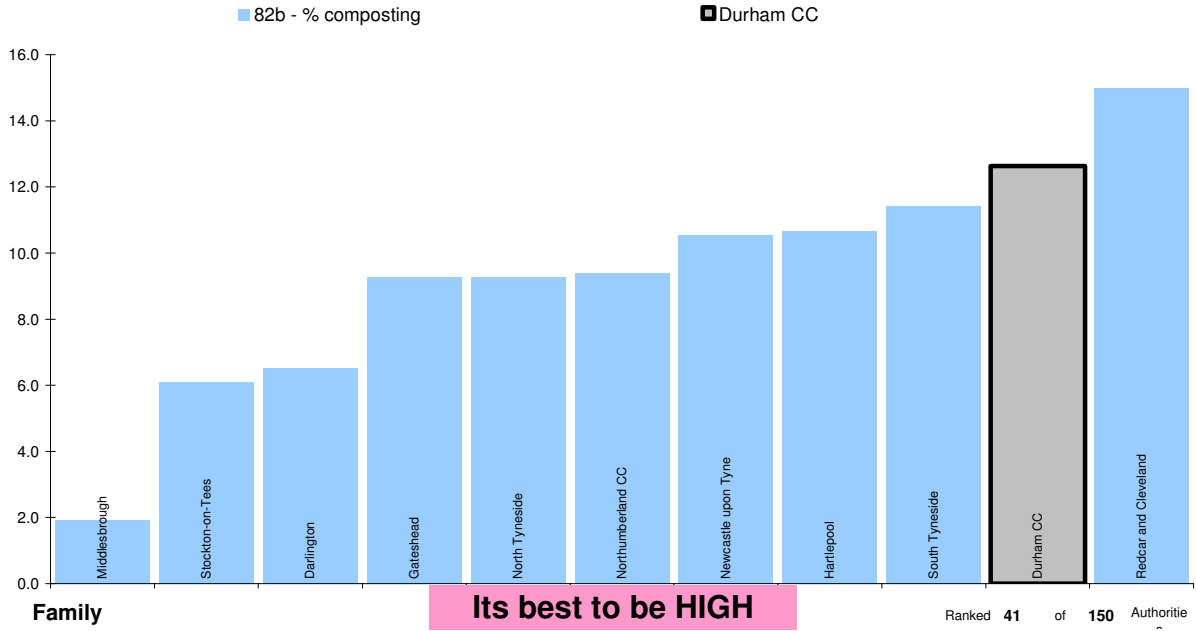
(indicators not achieving quarter 2 target with deteriorating performance since 06/07 year-end)

- BV 82bi - % household waste sent by the Authority for composting treatment**  
 Unseasonable weather has resulted in a reduced tonnage through the Household Waste Recycling Centres. It is expected that performance will improve as the year progresses. The rolling total reflects the problems with the digestion facility experienced during quarter 3, 2006/07. These problems have been rectified so at this point it is expected that year-end target will be achieved. 14.7% of household waste was composted between 1 April and 30 September 2007.

However, Durham County Council performs well when compared to other authorities within the region for the percentage of household waste composted.

# Performance in 2006/07

Label



5. A summary of all other indicators reported during quarter 2 is shown in the table below,

	Achieved target	Did not achieve target
Improved from year-end	Days to repair a street lighting fault under control of authority (215a) Days to repair street lighting fault under control of DNO (215b) Tonnage of household waste recycled (82aai) % change in household waste collected (84b) % major planning applications determined within 13 weeks (109a)	Tonnage of household waste landfilled (82dii)
Remained static	Temporary traffic controls/road closures (100) Pedestrian crossings with facilities for disabled people (165) Submission of Local Development Scheme (200a)	% of household waste used to recover energy (82ci) Tonnage of household waste used to recover energy (82cii)
Deteriorated from year-end		Tonnage of household waste composted (82bii) Milestones of Local Development Scheme (200b)

**Areas of concern,**

(indicators not achieving quarter 2 target with deteriorating performance since 06/07year-end)

- **BV 82bii – Total tonnage of household waste sent by the Authority for composting**  
See comments in paragraph 4

- **BV 200b – has the local planning authority met the milestones which the current Local Development Scheme (LDS) sets out?**

Milestones have not been met during quarter 2. This is due to a combination of staff turnover and staff being diverted to other priorities. Due to this the year-end target of meeting all of the milestones which the current Local Development Scheme sets out is unlikely to be achieved.

6. Year-end predictions suggest that 7 indicators will not meet their year-end targets. They are;

- **BV 178 – % of the total length of rights of way in the local authority area that are easy to use by the general public**

The sample survey for BV178 is a 5% random survey of the network carried out in 2 surveys in May and November. Analysis of the results does not indicate a particular problem area and a combination of factors is believed to have contributed to the result, i.e. small sample for our network of over 3000km, entirely random, the unseasonable conditions of the spring and early summer, staffing and budgetary constraints. An action

plan for BV178 is in place and we expect the November survey to be an improvement on the May survey. However, it is unlikely that the 2007/08 target will be achieved and the year-end prediction has been reviewed to 70%.

- **BV 223 - % of local authority principal road network where structural maintenance should be considered / BV 224a - % of non-principal classified road network where maintenance should be considered / BV 187 - % of category 1, 1a and 2 footway network, where structural maintenance should be considered**

Following on from last year's downturn and due to reduced funding in 2007/08 (both revenue and capital) the year end outturns of the above indicators have been revised.

- **BV 200b – Has the local planning authority met the milestones which the current Local Development Scheme (LDS) sets out?**

See comments in paragraph 5

- **BV 82c - household waste arisings that have been used to recover heat, power and other energy sources**

The Contractor is unable to identify suitable facilities. Therefore, it is unlikely that the County Council will make progress on energy recovery until the new waste management contract has been procured

7. It is recommended that Environment Scrutiny Sub-Committee Members:

- (i) note the contents of this report
- (ii) agree to receiving subsequent quarterly performance progress reports

---

**Contact: Debra Kitching**

**Tel: 0191 383 4186**

---